

DIG SAFELY & RESPONSIBLY

Whether performing major excavation or minor landscaping, safeguard yourself and your property from hazards related to damaging underground pipelines - call 811 first!

State law requires the actual person doing the digging to contact JULIE (1-800-892-0123 or 811) with the locate request information at least 48 hours (two business days, excludes weekends and holidays) in advance of the start of excavation.



Utility companies who have potential facilities in the area of your dig site will be notified and underground utilities will be marked at your site within 2-3 working days of your call. **The call and service are free. Member utilities do not locate privately owned utilities (see info. at right).**

Respect the marks and dig around them with care. Avoid digging near the marks (within 18-24 inches on all sides).

For more information, visit illinois1call.com or call811.com.




PRIVATELY OWNED UNDERGROUND UTILITIES


The City of Waterloo owns and maintains the gas piping up to the gas meter. Any gas piping located on the house side of the meter belongs to the property owner and is **not** maintained by the City of Waterloo. The owner is responsible for maintenance and operation of this piping. You may have underground gas piping if you have gas yard lights, a gas grill, a gas pool heater, a gas log starter in a fireplace or any gas burning appliances located away from your house or primary building.


The JULIE and 811 locate systems do not locate privately owned utility lines. Therefore, we recommend you keep a record of the location of all your privately owned gas piping. Additionally, if you have buried gas lines they should be periodically inspected for leaks and corrosion and repaired if any unsafe condition is discovered. Contact a qualified plumbing or heating contractor for inspection and maintenance of your underground gas piping.

IF YOU HAVE ANY QUESTIONS PLEASE CONTACT US.

City of Waterloo

 618-939-8600
After Hours: 618-939-1000

 www.waterloo.il.us
www.facebook.com/WaterlooIL

 100 West Fourth Street, Waterloo, IL
Hours: Mon - Fri 8am-4:30pm
Sat 8am - Noon (excluding holidays)

OTHER SAFETY WARNINGS

Carbon Monoxide

Carbon Monoxide (CO) is an odorless, colorless and toxic gas. It can come from an inefficient or improperly working gas fired appliance. The City of Waterloo recommends installing a carbon monoxide detector making sure to follow the manufacturer's instructions on proper installation and location. Common symptoms of CO poisoning include dizziness, headache, nausea, vomiting and fatigue.

If your CO detector goes off, if you suspect CO in your home or business, or if anyone is experiencing symptoms:

- Get into fresh air immediately.
- Call 911 - tell them you suspect CO.
- Call a qualified plumbing or heating contractor to inspect your appliances.



Water Heaters

Make sure your water heater is set to a safe temperature. Consult the manufacturer's literature to determine the proper temperature. Water temperature over 125°F can cause severe burns instantly resulting in severe injury or death.

NATURAL GAS
safety
AT HOME



NATURAL GAS



Natural Gas is one of the cleanest, safest and most useful of all energy sources. We use it to heat homes and water, for food preparation, drying clothes and even to generate electricity.

Natural Gas is delivered to your home via a system of pipelines, which are made of steel, covered with a protective coating and/or polyethylene plastic pipe. These pipes are buried underground and are tested and maintained through the use of cathodic protection.

The City of Waterloo is committed to delivering natural gas to its customers safely and reliably. Please take the time to read this brochure and share this essential safety information with all family members.



RECOGNIZE A LEAK

A gas leak can occur anywhere natural gas piping and/or appliances are located, such as your home, place of work, outside, etc. Leaks are often recognized by smell, sight or sound:



Smell: Natural gas is odorless. The City of Waterloo adds an odorant to give the gas the distinct odor of sulfur or “rotten eggs”. Everyone in your household should learn to recognize the smell.



Sight: Visual indications of a possible gas leak are blowing dirt or dust, dead vegetation in a normally green area, dense white cloud over a gas line, continuous bubbles in standing water or ground fires.



Sound: Audio indications of a possible gas leak are any unusual sound near a gas line such as hissing, a high-pitched whistle or roaring.

WHAT TO DO IF A LEAK IS RECOGNIZED

DO: leave immediately - everyone in the building or area, including pets, should leave immediately. If in a building, leave the door open as you exit. If outside, try to prevent anyone from entering the area.

DO: call the City of Waterloo from a safe location such as a neighbor’s house or neighboring business at (618) 939-8600 or (618) 939-1000 after hours.

WHAT NOT TO DO IF A LEAK IS RECOGNIZED

DO NOT: use a telephone, cell phone, TV, radio, computer, appliance, lamp, elevator, garage door opener or anything that may create a spark in or near the building or area.

DO NOT: touch electrical outlets, light switches, doorbells, or anything else that may create a spark in or near the building or area.

DO NOT: smoke, use a lighter, light a match or use any other open flame device in or near the building or area.

DO NOT: start up, shut off or operate any type of gas or electric powered vehicle or equipment in or near the building or area.

DO NOT: attempt to repair the leak.

DO NOT: re-enter the building or area.

DO NOT ASSUME SOMEONE ELSE WILL REPORT THE CONDITION.

METER SAFETY

Each natural gas service is equipped with a meter. The City of Waterloo can shut the gas off to any house or business at the meter. It is important that the meter, and a path to the meter, is kept free from obstructions to provide easy access for maintenance and in an emergency.

During the winter months, snow and ice can damage your natural gas meter. Follow these tips to stay safe all winter long:

- Gently brush away any snow or ice that accumulates around the meter, regulator vent and any other outdoor piping.
- Clear the snow or ice using a broom or by hand - not with a shovel.
- When plowing, snow-blowing or shoveling, do not push or pile snow around your meter or appliance vents.

FLEXIBLE GAS CONNECTORS

Flexible gas connectors are made of corrugated stainless steel tubing and are used to connect gas appliances to gas supply pipes. Some older uncoated brass connectors have a flaw in the way they were made which can cause the end connections to separate and possibly lead to a gas leak. If you have any uncoated brass connectors in your home, replace them with a new connector that has been certified by the American Gas Association (AGA) and conforms to the American National Standards Institute (ANSI) standard Z21.24.

It is a good practice to replace any connector which is more than 10 years old as they can wear out from too much moving, bending or from corrosion. If you cannot check your connector without moving the appliance, have a qualified contractor check it.